



# Lake Biwa Cruise

English

# MICHIGAN

Japan's Largest Lake

## Cruise



\*This information is based on cruises departing from Otsu Port.

Cruise Courses	Departs Otsu Port (Biwako Hotel)	Departs Yanagasaki Port (Biwako Otsukan)	Departs Nionohama Port (Lake Biwa Otsu Prince Hotel)	Arrives Otsu Port	Fares*1	Cruise Availability
<b>Michigan 60</b> 60 minute course	9:40 <b>A</b>			(10:20) <b>B</b> → 10:40	Adults (13 or older) 2,400 yen Children 1,200 yen *2	Daily from April 1 to December 3, 2023, December 30, 2023 to January 3, 2024, and March 10 to March 31, 2024 *5
<b>Michigan 90</b> 90 minute course	11:00 <b>A</b>			(12:10) <b>B</b> → 12:30	Adults (13 or older) 3,000 yen Children 1,500 yen *2	Daily from April 1 to December 3, 2023, December 30, 2023 to January 3, 2024, and March 10 to March 31, 2024 *5 Weekends and public holidays from December 9 to 24, 2023, and January 4 to March 3, 2024
	13:00 <b>C</b>			(13:20) <b>D</b> → 14:30		
<b>Michigan 60</b> 60 minute course	15:00 <b>C</b>			(15:20) <b>D</b> → 16:00	Adults (13 or older) 2,400 yen Children 1,200 yen *2	
<b>Michigan Night</b> *3 90 minute course	18:30 *4			20:00	Adults (13 or older) 3,200 yen Children 1,600 yen *2	Daily from April 29 to May 7 and August 11 to 15, 2023 Weekends and public holidays from July 15 to October 1, 2023 (not including Aug 11 - 15 period)

\*1. Groups of 15 or more receive a 10% group discount (rounded up to the nearest 10 yen). \*2. For children 5 years old or under, one free fare is included with each adult fare (if accompanying two children 5 years old or under, one child fare is required). However, this discount does not apply for groups of 15 or more. \*3. Night cruises on the date of the Lake Biwa Fireworks Festival have their own timetable. \*4. Guests with meal reservations are able to board from 18:00 and enjoy their meal (while moored). \*5. Due to a special tourism event on March 9, cruises for that day will use a special timetable or have their content changed. \*Michigan cruises may be operated by the Bianca or other craft. \*Cruises may be unavailable due to private reservations or use in events. Please check our website or call us in advance to check sailing status. \*Please inquire for pricing for school groups. \*Please note that cruise schedules (timetables) or ports of arrival/departure may be changed or cancelled due to large numbers of passengers, strong winds, or poor weather.

Fare Zones				
<b>A</b> Otsu Port	.....	Nionohama Port	.....	Adults (13 or older)*1 2,100 yen / Children 1,050 yen*2
<b>B</b> Nionohama Port	.....	Otsu Port	.....	Adults (13 or older)*1 1,000 yen / Children 500 yen*2
<b>C</b> Otsu Port	.....	Yanagasaki Port	.....	Adults (13 or older)*1 750 yen / Children 380 yen*2
<b>D</b> Yanagasaki Port	.....	Otsu Port	.....	Adults (13 or older)*1 2,300 yen / Children 1,150 yen*2

\*Stops will only be made at Nionohama Port and Yanagasaki Port when there are reservations.

South Lake Cruise (Winter Cruise) Cruise Availability: Weekdays, December 4 to 29, 2023 and January 4 to March 8, 2024					
South Lake Sightseeing Boat	Departs Otsu Port	(Departs Yanagasaki Port)	(Departs Nionohama Port)	Arrives Otsu Port	Fares *1 Adults (13 or older) 2,000 yen Children 1,000 yen*2
	11:00	—	—	12:00	
	14:00	—	—	15:00	

\*A different boat than shown in the photograph may be used.  
\*Stops will only be made at Nionohama Port and Yanagasaki Port when there are reservations by groups of 15 or more persons.



Inquiries / Reservations  
**BIWAKO KISEN co.ltd**  
(9:00~17:00)

TEL. +81-77-524-5000  
(077-524-5000)  
Web site <https://www.biwakokisen.co.jp/en/>



# Lake Biwa Cruise

English

# Chikubushima

A Power Spot and an Island of Mystery

## Cruise



**Imazu Route**  
(Imazu Port ↔ Chikubushima return)

Fares **Return** \*1  
Adults (13 or older) 2,700 yen, Children 1,400 yen\*2  
■Inquiries / Imazu Port (9:00~16:30)  
TEL.0740-22-1747 FAX.0740-22-3559

**Normal Timetable** ■ Daily from April 1 to December 3, 2023, December 30, 2023 to January 3, 2024, and March 10 to 31, 2024 \*3  
\*5 is operated from April 29

Cruise	Dep. Imazu Port	Arr. Chikubushima	Sightseeing stop	Dep. Chikubushima	Arr. Imazu Port
①	9:30	9:55	80mins	11:15	11:45
②	10:45	11:10	80mins	12:30	13:00
③	12:00	12:25	75mins	13:40	14:10
④	13:10	13:35	75mins	14:50	15:20
*5	14:20	14:45	70mins	15:55	16:25

**Winter Timetable** ■ Weekends and public holidays from December 4 to 24, 2023, and January 4 to March 8, 2024

Cruise	Dep. Imazu Port	Arr. Chikubushima	Sightseeing stop	Dep. Chikubushima	Arr. Imazu Port
①	10:40	11:10	80mins	12:30	13:00
②	13:10	13:35	75mins	14:50	15:20

Timetables may change if oisade (net) fishing is being carried out.

**Common to all three routes**  
\*No afternoon cruises from either Imazu or Nagahama on the day of the Lake Biwa Great Fireworks Festival.  
\*Please note that cruise schedules (timetables) or ports of arrival or departure may be changed or cancelled due to large numbers of passengers, strong winds, or poor weather.  
\*Visiting the temple and shrine on Chikubushima costs 600 yen for adults or 300 yen for children (13 and older are charged adult prices). Pay on site.  
\*1 Groups of 15 or more receive a 10% group discount (rounded up to the nearest 10 yen)  
\*2 For children 5 years old or under, one free fare is included with each adult fare (if accompanying two children 5 years old or under, one child fare is required). However, this discount does not apply for groups of 15 or more.  
\*3 Due to a special tourism event on March 9, cruises for that day will use a special timetable or have their content changed. (The Nagahama Route will operate with the normal timetable.)

**Nagahama Route**  
(Nagahama Port ↔ Chikubushima return)

Fares **Return** \*1  
Adults (13 or older) 3,200 yen, Children 1,600 yen\*2  
■Inquiries / Nagahama Port (8:30~16:30)  
TEL.0749-62-3390 FAX.0749-65-0735

**Normal Timetable** ■ Daily from April 1 to July 14, 2023, weekdays from July 18 to December 1, 2023, and from March 10 to 31, 2024 \*3  
\*5 is operated from April 29

Cruise	Dep. Nagahama Port	Arr. Chikubushima	Sightseeing stop	Dep. Chikubushima	Arr. Nagahama Port
①	8:50	9:25	90mins	10:55	11:30
②	10:15	10:50	90mins	12:20	12:55
③	11:40	12:15	90mins	13:45	14:20
④	13:05	13:40	90mins	15:10	15:45
⑤	14:30	15:05	85mins	16:30	17:05

**High Season Timetable** ■ Daily from April 29 to May 7, weekends and public holidays from July 15 to December 3, 2023, and from August 11 to 15, 2023

Cruise	Dep. Nagahama Port	Arr. Chikubushima	Sightseeing stop	Dep. Chikubushima	Arr. Nagahama Port
①	8:50	9:25	90mins	10:55	11:30
②	9:30	10:05	90mins	11:35	12:10
③	10:15	10:50	90mins	12:20	12:55
④	10:55	11:30	90mins	13:00	13:35
⑤	11:40	12:15	90mins	13:45	14:20
⑥	12:20	12:55	90mins	14:25	15:00
⑦	13:05	13:40	90mins	15:10	15:45
⑧	14:30	15:05	85mins	16:30	17:05

**Winter Timetable** ■ Daily from December 4 to 29, 2023, and from January 4 to March 8, 2024

Cruise	Dep. Nagahama Port	Arr. Chikubushima	Sightseeing stop	Dep. Chikubushima	Arr. Nagahama Port
①	10:15	10:50	90mins	12:20	12:55
②	13:05	13:40	90mins	15:10	15:45

\*Please complete boarding procedures by 20 minutes before departure from port.  
\*Tickets are available on the day on site on a first-come, first-served basis. (If your desired cruise is full, we may ask you to take a later one.)

**Biwako Traverse Route**  
(from either Imazu Port or Nagahama Port)

Fares \*1  
Adults (13 or older) 2,900 yen, Children 1,500 yen\*2  
■Inquiries / Please contact either Imazu or Nagahama port.

**1. Imazu Port → Chikubushima sightseeing → Nagahama Port**  
■ Daily from April 1 to December 3, 2023, and March 10 to March 31, 2024 \*3  
\*5 is operated from April 29

Cruise	Dep. Imazu Port	Arr. Chikubushima	Sightseeing stop	Dep. Chikubushima	Arr. Nagahama Port
①	9:30	9:55	60mins	10:55	11:30
②	10:45	11:10	70mins	12:20	12:55
③	12:00	12:25	80mins	13:45	14:20
④	13:10	13:35	95mins	15:10	15:45
*5	14:20	14:45	105mins	16:30	17:05

**2. Nagahama Port → Chikubushima sightseeing → Imazu Port**  
■ Daily from April 1 to December 3, 2023, and March 10 to March 31, 2024 \*3  
\*5 is operated from April 29

Cruise	Dep. Nagahama Port	Arr. Chikubushima	Sightseeing stop	Dep. Chikubushima	Arr. Imazu Port
①	8:50	9:25	110mins	11:15	11:45
②	10:15	10:50	100mins	12:30	13:00
③	11:40	12:15	85mins	13:40	14:10
④	13:05	13:40	70mins	14:50	15:20
*5	14:30	15:05	50mins	15:55	16:25



\*All images are for illustrative purposes. \*All prices include consumption tax.  
\*Details of cruises are subject to change depending on future social conditions.  
\*A cancellation fee may be charged if the entire reservation is canceled. Thank you for your understanding.

Head Office 〒520-0047 5-1-1 Otsu, Otsu City, Shiga Prefecture, TEL.+81-77-522-4115  
Nagahama Port 〒526-0067 4-17 Minato-cho, Nagahama City, Shiga Prefecture, TEL.+81-749-62-3390  
Imazu Port 〒520-1621 30 Imazu, Imazu-cho, Takashima City, Shiga Prefecture, TEL.+81-740-22-1747

# Shiga, Japan Lake Biwa

## Michigan Cruise

Look for the red paddle wheel! The entertainment cruise ship that symbolizes Lake Biwa.

The Michigan had her maiden voyage on April 29, 1982, and is the most famous large cruise ship on Lake Biwa. She is named after the American state of Michigan, which has a sister state relationship with Shiga Prefecture, as a wish for friendly relations between the two countries. Since her first voyage, she has been beloved by millions of passengers as the only stern-wheeler in Japan.



The Michigan pursers and the Michigan crew will make your cruise or sightseeing tour of Lake Biwa a time to remember. Enjoy one of the free live music shows on board.



The top deck offers sweeping 360-degree panoramas of Lake Biwa. Enjoy the beautiful scenery of the lake.



The Michigan is unusual in that it is a stern-wheeler, powered by a single rear paddle wheel. Passengers can get a view of the wheel from directly above in the Paddle Watching Zone.

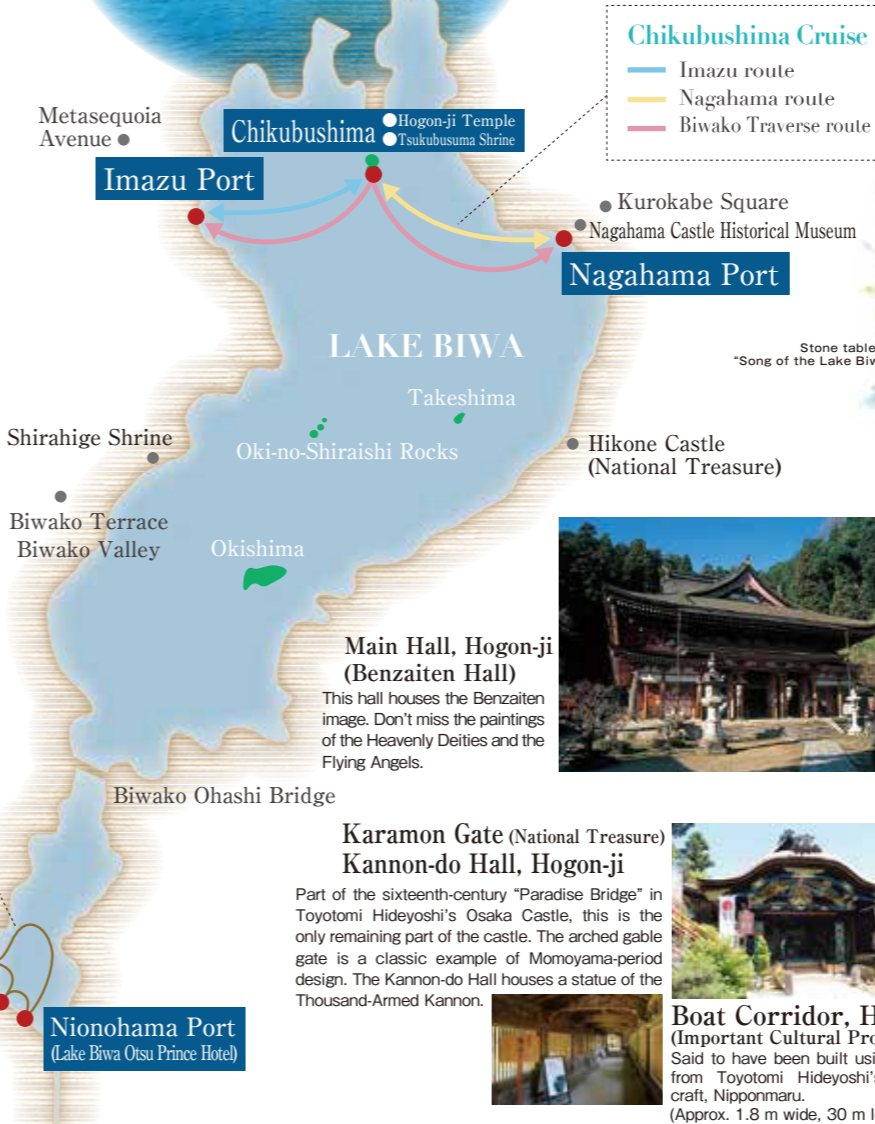


There are night cruises at certain times during the year, offering the chance to enjoy views of the illuminated Lake Biwa Fountain and the night lights around the lake.

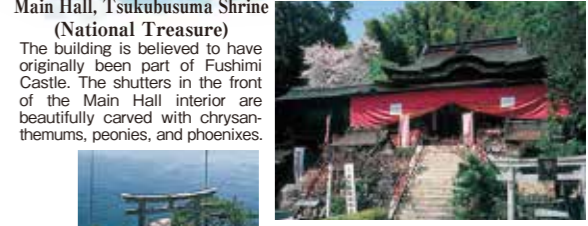
## Chikubushima Cruise

To the mystical island of Chikubushima, a "power spot" in the northern reaches of Lake Biwa.

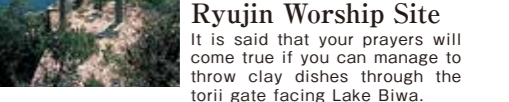
About six kilometers off the shore of Lake Biwa is a granite island about two kilometers in circumference. The island is known for "Sinking Shadow of Chikubushima" in the famous Eight Views of Lake Biwa. A popular "power spot," the entire island is steeped in a mystical atmosphere, and people come from all over the country to visit. The Benten Daruma Dolls of Happiness at the Hogen-ji Temple and the "kawarake-nage" clay dish-throwing at the Tsukubusuma Shrine are both popular ways to help make prayers come true.



**Main Hall, Hogon-ji (Benzaiten Hall)**  
This hall houses the Benzaiten image. Don't miss the paintings of the Heavenly Deities and the Flying Angels.



**Main Hall, Tsukubusuma Shrine (National Treasure)**  
The building is believed to have originally been part of Fushimi Castle. The shutters in the front of the Main Hall interior are beautifully carved with chrysanthemums, peonies, and phoenixes.



**Ryujin Worship Site**  
It is said that your prayers will come true if you can manage to throw clay dishes through the torii gate facing Lake Biwa.

**Coronavirus (COVID-19) Control Measures for Safe Travel in Japan**

- Face Masks Required
- Physical Distancing
- Sanitizing Stations
- Temperature Checks

See here 1 for details about infection measures and first-aid treatment for overseas visitors.

All Biwako Kisen ships and boats have taken full precautions against bacteria and viruses.

**Restaurant** Reservations required

**Michigan Buffet Michigan 90** Arrives/Departs Otsu Port

Buffet charges

- Adults : 3,400yen
- Children : 1,700yen
- Infants (2 or older) : 800yen

For parties with reservations for 14 or fewer, we may provide your meal on a table-order basis instead.

**Dinner Course Michigan Night** Arrives/Departs Otsu Port

Full-course dinner charges

- 4,500yen, 7,000yen, 10,000yen

Children's Plate 1,800yen

**Michigan 60 limited menu**

- ★Morning Set With one drink (9:40 sailing only) 1,500yen
- ★Afternoon Tea Set With one drink (15:00 sailing only) 2,000yen

**Light meal Drinks**

These can be purchased without reservations at the Michigan Bar on Deck 3. \*Menus are examples. \*Please note that contents and prices are subject to change based on the season.

- Michigan Burger : 1,000yen
- Michigan French Fries : 500yen
- Soft drinks : from 400yen...And more
- Lunch Box Reservations required With one drink (Michigan 90 only) 2,000Yen

\*No outside food or drink is allowed on board.

**Dining charges do not include cruise fares, which must be paid separately.**

\*Please note that dining menus are subject to change without notice depending on the season or available produce. \*All images are for illustrative purposes.

**Sightseeing spots around Otsu port**

- Biwako Terrace / Biwako Valley**: ●70 mins. by car from Otsu Port
- Enryaku-ji Temple, Mt. Hiei**: ●30 mins. by car from Otsu Port
- Ishiyama-dera Temple**: ●20 mins. by car from Otsu Port
- Mii-dera Temple**: ●5 mins. by car from Otsu Port
- Biwako Otsukan (Former Biwako Hotel)**: ●1 min. walk from Yanagasaki Port

**Sightseeing spots around Imazu&Nagahama port**

- Metasequoia Avenue**: ●15 mins. by car from Imazu Port
- Shirahige Shrine**: ●20 mins. by car from Imazu Port
- Hikone Castle (National Treasure)**: ●10 mins. walk from Hikone Station
- Kurokabe Square**: ●15 mins. walk from Nagahama Port
- Nagahama Castle Historical Museum**: ●12 mins. walk from Nagahama Port

**Otsu Port**

- 5 mins. by bus from JR Otsu Station. Get off at Hamaotsu bus stop (Keihan Bus, Kojak Bus, Ohmi Railway Bus)
- 3 mins. walk from Biwako-hamaotsu Station on the Keihan Line (A good way to get here from Osaka or Kyoto is to change to the Keihan Railway at JR Yamashina Station and get off at Biwako-hamaotsu.)
- 10 mins. by car from Otsu Interchange on the Meishin Expressway

\*Biwako Kisen does not offer passenger parking. Please use local parking sites (charges apply).

● Biwako Kisen passengers spending 500 yen or more at the Lake Station Hamaotsu (inside Hamaotsu A-Qu) can use the Hamaotsu A-Qu parking lot at no charge.

Please check access to Nionohama Port and Yanagasaki Port on our official website.

**Access to port**

Using JR from Kyoto, it takes about 10 minutes to get to [Otsu], 75 to [Nagahama], 50 to [Omi-Imazu], and 60 to [Hikone]

- 120 minutes by train to Otsu from Kansai International Airport
- 120 minutes by train to Otsu from Chubu Centrair International Airport

**Imazu Port**

- 5 minutes walk from JR Omi-Imazu Station

**Nagahama Port**

- 10 minutes walk from JR Nagahama Station
- 15 minutes by car from Nagahama Interchange on the Hokuriku Expressway

Photo credits : ©Biwako Valley Co.,Ltd./Biwako Visitors Bureau