



# MICHIGAN CRUISE

Look for the red paddle wheel! The entertainment cruise ship that symbolizes Lake Biwa.

Promotion Video

The Michigan had her maiden voyage on April 29, 1982, and is the most famous large cruise ship on Lake Biwa. She is named after the American state of Michigan, which has a sister state relationship with Shiga Prefecture, as a wish for friendly relations between the two countries. Since her first voyage, she has been beloved by millions of passengers as the only stern-wheeler in Japan.

## Restaurant Reservations required



**Michigan Buffet** Arrives/Departs Otsu Port  
Michigan 90  
Buffet charges  
● Adults (13 or older) : 3,500yen  
● Children: 1,750yen  
● Infants (2 or older): 800yen

For parties with reservations for 14 or fewer, we may provide your meal on a table-order basis instead.

## Dinner Course Michigan Night

Full-course dinner charges  
5,000yen, 7,000yen, 10,000yen  
Children's Plate  
1,800yen



## Michigan 60 limited menu

★ Morning Tea Set (9:40 sailing only) 1,600yen  
★ Afternoon Tea Set (15:00 sailing only) 2,500yen  
With drink

## Light meal Drinks

These can be purchased without reservations at the Michigan Bar on Deck 3.  
※Menus are examples. \*Please note that contents and prices are subject to change based on the season.

Fried fish dog(Limited numbers) : 700円  
Michigan French Fries : 500円  
Soft drinks : 400yen...And more



Reservations required. The following passengers must make advance reservations.  
①Those wishing to dine. ②Those wishing to hire the entire ship or a private cabin.  
③Groups of 15 or more.

Dining charges do not include cruise fares, which must be paid separately.

## Sightseeing spots around Otsu port

**Biwako Terrace /Biwako Valley**  
● 70 mins. by car from Otsu Port

**Ishiyama-dera Temple**  
● 20 mins. by car from Otsu Port

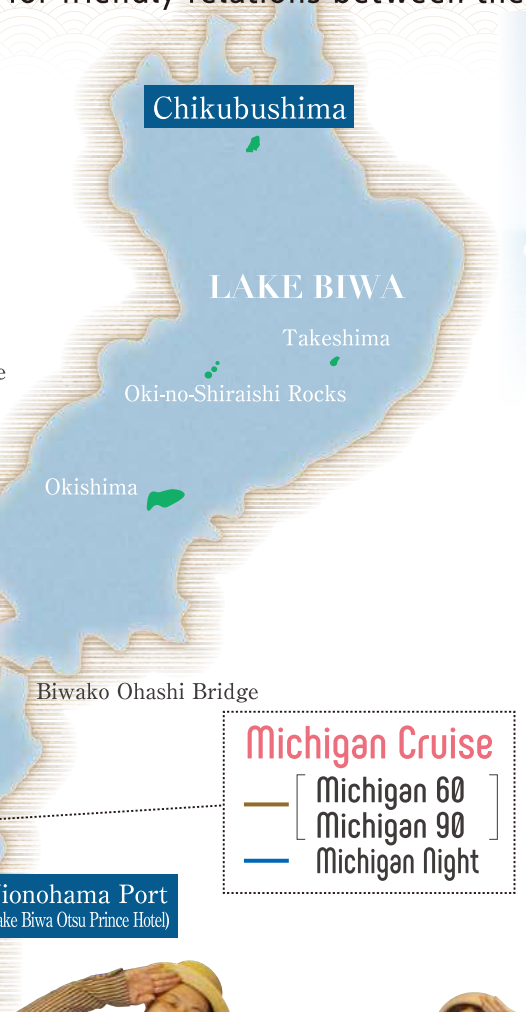
**Enryaku-ji Temple, Mt. Hiei**  
● 30 mins. by car from Otsu Port

**Mii-dera Temple**  
● 5 mins. walk from Otsu Port

**Biwako Otsukan (Former Biwako Hotel)**  
● 1 min. walk from Yanagasaki Port

Enjoy an aerial stroll on the ropeway, and then once you reach the summit, you are faced with panoramic views of the stunning scale of Lake Biwa from north to south.

The cable car and driveway are two ways to get to Mt. Hiei, and you can easily enjoy strolling amidst nature or exploring historical sites in addition to visiting the various temples.



The top deck offers sweeping 360-degree panoramas of Lake Biwa. Enjoy the beautiful scenery of the lake.



The Michigan is unusual in that it is a stern-wheeler, powered by a single rear paddle wheel. Passengers can get a view of the wheel from directly above in the Paddle Watching Zone.

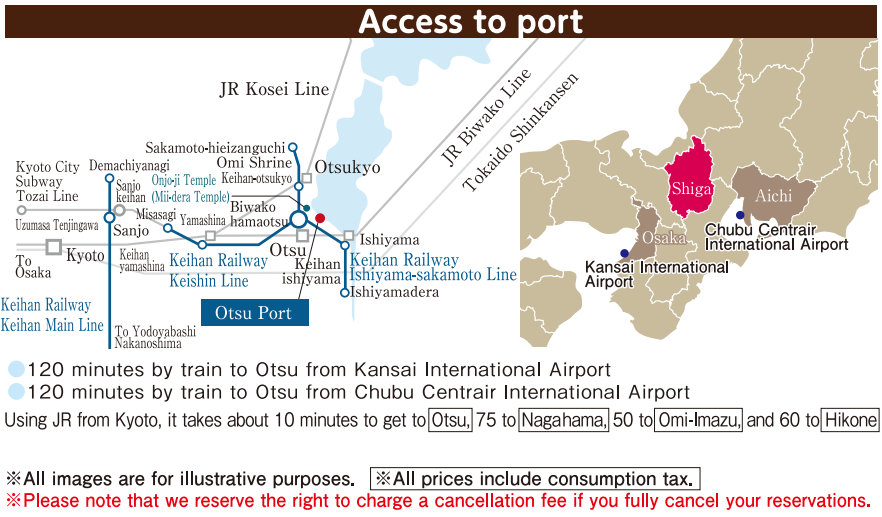


There are night cruises at certain times during the year, offering the chance to enjoy views of the illuminated Lake Biwa Fountain and the night lights around the lake.

## South Lake Cruise (Winter Cruise) Cruise Availability: Weekdays, December 2 to 27, 2024 and January 6 to March 7, 2025

South Lake Sightseeing Boat	Departs Otsu Port	Departs Yanagasaki Port	Departs Nionohama Port	Arrives Otsu Port	Fares #1
	11:00	—	—	12:00	Adults (13 or older) 2,000 yen Children 1,000 yen※2
	14:00	—	—	15:00	

※A different boat than shown in the photograph may be used.  
※Stops will only be made at Nionohama Port and Yanagasaki Port when there are reservations by groups of 15 or more persons.  
※All prices include tax.



The Michigan pursers and the Michigan crew will make your cruise or sightseeing tour of Lake Biwa a time to remember. Enjoy one of the free live music shows on board.

Check out the details of the Michigan Cruise here!

Lake Biwa Cruise English

# MICHIGAN CRUISE

Japan's Largest Lake



※This information is based on cruises departing from Otsu Port.

Cruise Courses	Departs Otsu Port (Biwako Hotel)	Departs Yanagasaki Port (Biwako Otsukan)	Departs Nionohama Port (Lake Biwa Otsu Prince Hotel)	Arrives Otsu Port	Fares #1	Cruise Availability
Michigan 60	60 minute course 9:40 A	—	(10:20) B	10:40	Adults (13 or older) 2,400 yen Children 1,200 yen ※2	Daily from April 1 to December 1, 2024, December 28, 2024 to January 5, 2025, and March 9 to March 31, 2025 ※5
Michigan 90	90 minute course	11:00 A	(12:10) B	12:30	Adults (13 or older) 3,000 yen Children 1,500 yen ※2	Daily from April 1 to December 1, 2024, December 28, 2024 to January 5, 2025, and March 9 to March 31, 2025 ※5 Weekends and public holidays from December 7 to 22, 2024, and January 11 to March 2, 2025
		13:00 C	(13:20) D	14:30		
Michigan 60	60 minute course	15:00 E	(15:20) F	16:00	Adults (13 or older) 2,400 yen Children 1,200 yen ※2	Weekends and public holidays from April 27 to May 6 and July 13 to September 29, 2024 Note: Daily from August 10 to August 18
Michigan Night ※3	90 minute course	18:30 ※4	—	20:00	Adults (13 or older) 3,200 yen Children 1,600 yen ※2	Weekends and public holidays from April 27 to May 6 and July 13 to September 29, 2024 Note: Daily from August 10 to August 18

※1. Groups of 15 or more receive a 10% group discount (rounded up to the nearest 10 yen). ※2. For children 5 years old or under, one free fare is included with each adult fare (if accompanying two children 5 years old or under, one child fare is required). However, this discount does not apply for groups of 15 or more. ※3. Night cruises on the date of the Lake Biwa Fireworks Festival have their own timetable and fares. ※4. Guests with meal reservations are able to board from 18:00 and enjoy their meal (while moored). ※5. Due to a special tourism event on March 8, cruises for that day will use a special timetable and fare. ※Michigan cruises may be operated by the Bianca or other craft. ※Cruises may be unavailable due to private reservations or use in events. Please check our website or call us in advance to check sailing status. ※Please inquire for pricing for school groups. ※Please note that cruise schedules (timetables) or ports of arrival/departure may be changed or cancelled due to large numbers of passengers, strong winds, or poor weather. ※All prices include tax.

微信支付 WeChat Pay 支付宝 ALIPAY 支付宝 Free Wi-Fi

区間運賃

A Otsu Port	Nionohama Port	Adults (13 or older) 2,100 yen※1 / Children 1,050 yen※2
B Nionohama Port	Otsu Port	Adults (13 or older) 1,000 yen※1 / Children 500 yen※2
C Otsu Port	Yanagasaki Port	Adults (13 or older) 750 yen※1 / Children 380 yen※2
D Yanagasaki Port	Otsu Port	Adults (13 or older) 2,300 yen※1 / Children 1,150 yen※2

※Stops will only be made at Nionohama Port and Yanagasaki Port when there are reservations.

Inquiries / Reservations  
**BIWAKO KISEN co.ltd**  
(9:00~17:00)  
TEL.+81-77-524-5000 (077-524-5000)

Web site <https://www.biwakokisen.co.jp/en/>

Head Office 〒520-0047 5-1-1 Otsu, Otsu City, Shiga Prefecture, TEL.+81-77-522-4115  
Nagahama Port 〒526-0067 4-17 Minato-cho, Nagahama City, Shiga Prefecture, TEL.+81-749-62-3390  
Imazu Port 〒520-1621 30 Imazu, Imazu-cho, Takashima City, Shiga Prefecture, TEL.+81-740-22-1747

Web Site Reservation

KEIHAN Biwako Kisen Steamship





Promotion Video

# CHIKUBUSHIMA CRUISE

To the mystical island of Chikubushima, a "power spot" in the northern reaches of Lake Biwa.



**Main Hall, Hogon-ji (Benzaiten Hall)**  
This hall houses the Benzaiten image. Don't miss the paintings of the Heavenly Deities and the Flying Angels.

**Boat Corridor, Hogon-ji (Important Cultural Property)**  
Said to have been built using the hull from Toyotomi Hideyoshi's pleasure craft, Nipponmaru. (Approx. 1.8 m wide, 30 m long)

**Main Hall, Tsukubusuma Shrine (National Treasure)**  
The building is believed to have originally been part of Fushimi Castle. The shutters in the front of the Main Hall interior are beautifully carved with chrysanthemums, peonies, and phoenixes.



**Karamon Gate (National Treasure) Kannon-do Hall, Hogon-ji**  
Part of the sixteenth-century "Paradise Bridge" in Toyotomi Hideyoshi's Osaka Castle, this is the only remaining part of the castle. The arched gable gate is a classic example of Momoyama-period design. The Kannon-do Hall houses a statue of the Thousand-Armed Kannon.

Sightseeing spots around Imazu&Nagahama port Photo credits: ©Biwako Valley Co.,Ltd./Biwako Visitors Bureau

**Kurokabe Square**  
●15 mins. walk from Nagahama Port

Kurokabe Square is the name given to the area of traditional streetscapes along the old Hokkoku Highway. Many fascinating shops can be found in this area, including the old bank building that had been known by its nickname of the "Kurokabe (Black Wall) Bank" from the Meiji period, and has now been renovated as the Kurokabe Glass Shop.

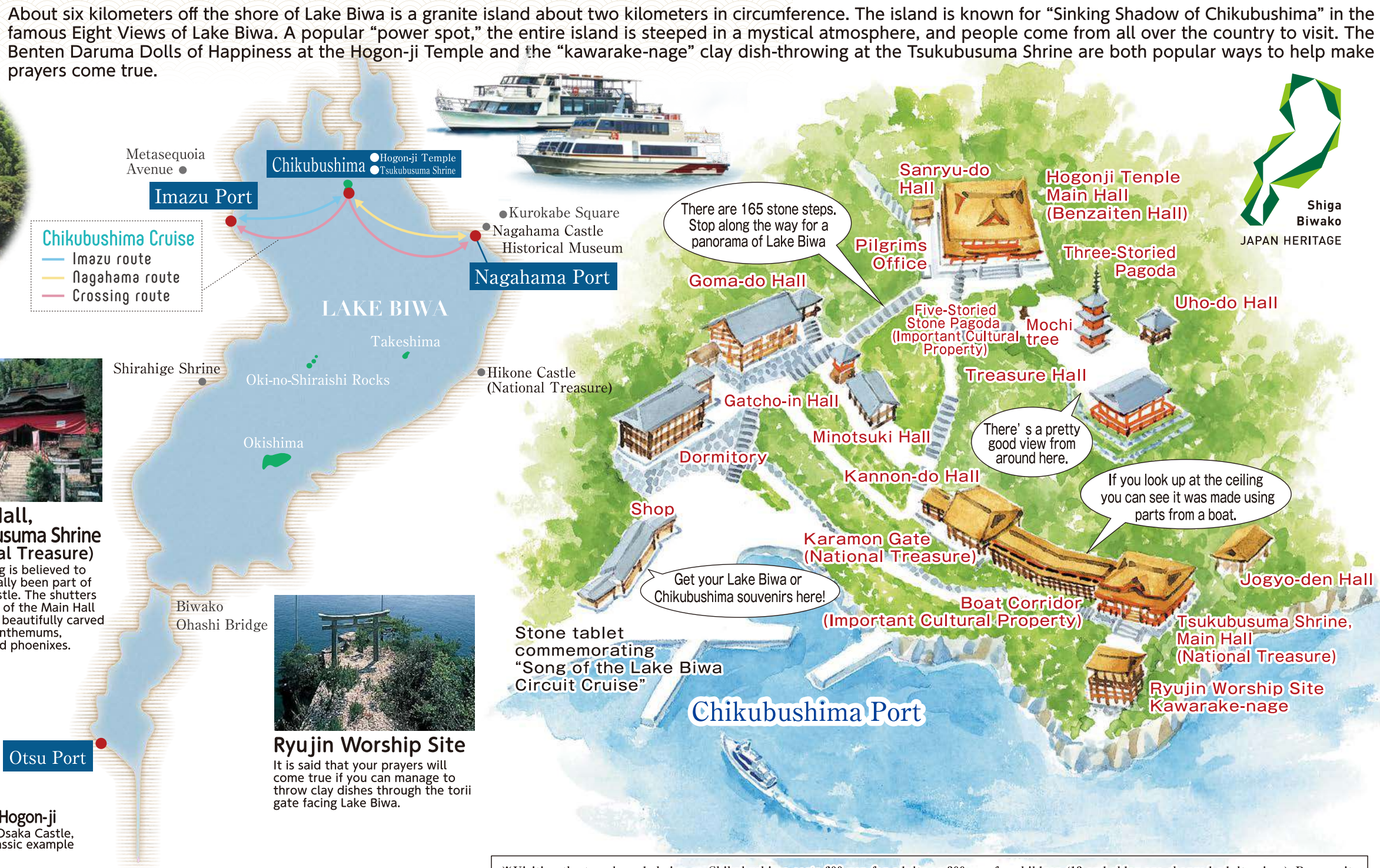
**Metasequoia Avenue**  
●15 mins. by car from Imazu Port

**Shirahige Shrine**  
●20 mins. by car from Imazu Port

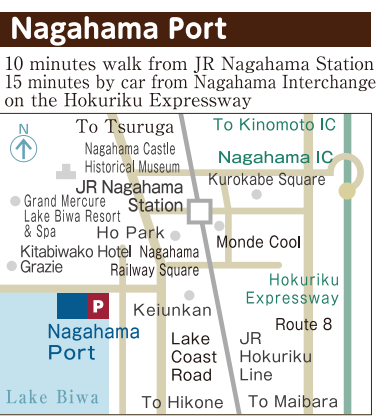
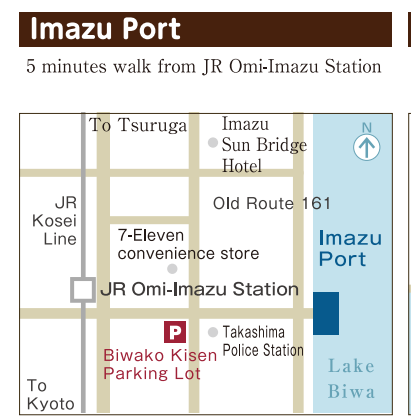
**Nagahama Castle Historical Museum**  
●12 mins. walk from Nagahama Port

**Hikone Castle (National Treasure)**  
●10 mins. walk from Hikone Station

Believed to have been relocated from Otsu Castle, it not only offers external beauty for political symbolism, but the sophisticated military functions that a castle should have. It was designated a National Treasure in 1952.



\*Visiting the temple and shrine on Chikubushima costs 600 yen for adults or 300 yen for children (13 and older are charged adult prices). Pay on site.



\*All images are for illustrative purposes. \*All prices include consumption tax. \*Please note that we reserve the right to charge a cancellation fee if you fully cancel your reservations.

Check out the details of the Chikubushima Cruise here!

Lake Biwa Cruise English

# CHIKUBUSHIMA CRUISE

A Power Spot and an Island of Mystery



**Imazu Route**  
(Imazu Port → Chikubushima return)

Fares **Return** ※1  
Adults (13 or older) 3,000 yen, Children 1,500 yen ※2  
■Inquiries / Imazu Port (9:00~16:30)  
TEL.0740-22-1747 FAX.0740-22-3559

Normal Timetable  
Daily from April 1 to December 1, 2024, December 28, 2024 to January 5, 2025, and March 9 to March 31, 2025 ※3  
※5 Daily from April 27 and December 1, and December 28, 2024 to January 3, 2025

Cruise	Dep. Imazu Port	Arr. Chikubushima	Sightseeing stop	Dep. Chikubushima	Arr. Imazu Port
①	9:30	9:55	80mins	11:15	11:45
②	10:45	11:10	80mins	12:30	13:00
③	12:00	12:25	75mins	13:40	14:10
④	13:10	13:35	75mins	14:50	15:20
⑤※	14:20	14:45	70mins	15:55	16:25

Winter Timetable  
Weekends and public holidays from December 7 to December 22, 2024, and January 6 to March 2, 2025

Cruise	Dep. Imazu Port	Arr. Chikubushima	Sightseeing stop	Dep. Chikubushima	Arr. Imazu Port
①	10:45	11:10	80mins	12:30	13:00
②	13:10	13:35	75mins	14:50	15:20

Timetables may change if outside (net) fishing is being carried out.

**Common to all three routes**  
\*No afternoon cruises from either Imazu or Nagahama on the day of the Lake Biwa Great Fireworks Festival.  
\*Please note that cruise schedules (timetables) or ports of arrival or departure may be changed or cancelled due to large numbers of passengers, strong winds, or poor weather.  
\*Visiting the temple and shrine on Chikubushima costs 600 yen for adults or 300 yen for children (13 and older are charged adult prices). Pay on site.  
\*1 Groups of 15 or more receive a 10% group discount (rounded up to the nearest 10 yen)  
\*2 For children 5 years old or under, one free fare is included with each adult fare (if accompanying two children 5 years old or under, one child fare is required). However, this discount does not apply for groups of 15 or more.  
\*3 Due to a special tourism event on March 8, cruises for that day will use a special timetable or have their content changed. (The Nagahama Route will operate with the normal timetable.)  
\*All prices include tax

**Nagahama Route**  
(Nagahama Port → Chikubushima return)

Fares **Return** ※1  
Adults (13 or older) 3,400 yen, Children 1,700 yen ※2  
■Inquiries / Nagahama Port (8:30~16:30)  
TEL.0749-62-3390 FAX.0749-65-0735

Normal Timetable  
Daily from April 1 to July 12, 2024, Weekdays from July 16 to November 29, 2024 Daily from December 28, 2024 to January 5, 2025, and March 9 to March 31, 2025 ※3  
※5 Excluding December 28, 2024, to January 5, 2025

Cruise	Dep. Nagahama Port	Arr. Chikubushima	Sightseeing stop	Dep. Chikubushima	Arr. Nagahama Port
①	8:50	9:25	90mins	10:55	11:30
②	10:15	10:50	90mins	12:20	12:55
③	11:40	12:15	90mins	13:45	14:20
④	13:05	13:40	90mins	15:10	15:45
⑤※	14:30	15:05	85mins	16:30	17:05

High Season Timetable  
Weekends and public holidays from April 27 to May 6 and July 13 to December 1, 2024 Note: Daily from August 10 to August 18

Cruise	Dep. Nagahama Port	Arr. Chikubushima	Sightseeing stop	Dep. Chikubushima	Arr. Nagahama Port
①	8:50	9:25	90mins	10:55	11:30
②	9:30	10:05	90mins	11:35	12:10
③	10:15	10:50	90mins	12:20	12:55
④	10:55	11:30	90mins	13:00	13:35
⑤	11:40	12:15	90mins	13:45	14:20
⑥	12:20	12:55	90mins	14:25	15:00
⑦	13:05	13:40	90mins	15:10	15:45
⑧	14:30	15:05	85mins	16:30	17:05

Winter Timetable  
Daily from December 2 to December 27, 2024, and January 6 to March 7, 2025

Cruise	Dep. Nagahama Port	Arr. Chikubushima	Sightseeing stop	Dep. Chikubushima	Arr. Nagahama Port
①	10:15	10:50	90mins	12:20	12:55
②	13:05	13:40	90mins	15:10	15:45

**Biwako Traverse Route**  
(from either Imazu Port or Nagahama Port)

Fares ※1  
Adults (13 or older) 3,200 yen, Children 1,600 yen ※2  
■Inquiries / Please contact either Imazu or Nagahama port.

1. Imazu Port → Chikubushima sightseeing → Nagahama Port  
Daily from April 1 to December 1, 2024 and March 9 to March 31, 2025 ※3

Cruise	Dep. Imazu Port	Arr. Chikubushima	Sightseeing stop	Dep. Chikubushima	Arr. Nagahama Port
①	9:30	9:55	60mins	10:55	11:30
②	10:45	11:10	70mins	12:20	12:55
③	12:00	12:25	80mins	13:45	14:20
④	13:10	13:35	95mins	15:10	15:45
⑤	14:20	14:45	105mins	16:30	17:05

2. Nagahama Port → Chikubushima sightseeing → Imazu Port  
Daily from April 1 to December 1, 2024 and March 9 to March 31, 2025 ※3  
※5 Daily from April 27 to December 1, 2024

Cruise	Dep. Nagahama Port	Arr. Chikubushima	Sightseeing stop	Dep. Chikubushima	Arr. Imazu Port
①	8:50	9:25	110mins	11:15	11:45
②	10:15	10:50	100mins	12:30	13:00
③	11:40	12:15	85mins	13:40	14:10
④	13:05	13:40	70mins	14:50	15:20
⑤※	14:30	15:05	50mins	15:55	16:25

微信支付 WeChat Pay 支付宝 ALIPAY 微信支付 WeChat Pay 支付宝 ALIPAY

\*Please complete boarding procedures by 20 minutes before departure from port.  
\*Tickets are available on the day on site on a first-come, first-served basis. (If your desired cruise is full, we may ask you to take a later one.)

Inquiries / Reservations  
**BIWAKO KISEN co.ltd**  
(9:00~17:00)  
TEL.+81-77-524-5000 (077-524-5000)  
Web site <https://www.biwakokisen.co.jp/en/>

Head Office 〒520-0047 5-1-1 Otsu, Otsu City, Shiga Prefecture, TEL.+81-77-522-4115  
Nagahama Port 〒526-0067 4-17 Minato-cho, Nagahama City, Shiga Prefecture, TEL.+81-749-62-3390  
Imazu Port 〒520-1621 30 Imazu, Imazu-cho, Takashima City, Shiga Prefecture, TEL.+81-740-22-1747

Web Site Reservation

2024.04 (英)